

THE  
**NEW**  
line of  
**FURNITURE**  
designed with human  
**HAPPINESS**  
in mind

**OfficeMart**  
#Sololosmejoresmuebles



New Educational  
Products Brochure





**MooreCo, Inc.**  
2885 Lorraine Avenue | Temple, TX 76501  
p: 800.749.2258 | f: 866.888.7483  
[www.moorecoinc.com](http://www.moorecoinc.com)

**©2021 MooreCo, Inc. All rights reserved.**

MooreCo, Inc. reserves the right to correct pricing or copy errors.

Due to the current volatility in the price of raw and finished materials, please refer to our web site for the latest price list: [www.moorecoinc.com/price-guides](http://www.moorecoinc.com/price-guides)

Since individual items are subject to availability of materials from our suppliers, we reserve the right to limit quantities.

All shipping weights are nominal and may vary depending on items and quantities ordered. When ordering please contact MooreCo customer service at 1-800-749-2258 for accurate shipping rates and lead times.

Board dimensions reflect panel sizes prior to framing. All boards listed as 3'H x 4'W actually measure 33-3/4"H x 48"W due to shipping restrictions. Dimensions on all glass dry erase boards are estimated and may vary slightly.

All soft seating and graded-in products ship FOB Tennessee.

All Compass cabinets ship FOB Tennessee. Other Compass products ship FOB Texas.

**Return Policy:** A return authorization is required for the return of any merchandise. All requests for returns should be made within 90 (ninety) days of receipt of merchandise. The dealer may be responsible for restock and return freight charges. Returned products must be unused, undamaged, and in the original packaging. Please contact customer service for more details. Returned merchandise may be subject to a restocking fee.

**Restocking Fee:** Returned merchandise will be subject to a restocking fee.

**Non-Returnable Merchandise:** All boards and furniture which have been custom sized, custom framed, or customized to specifications will be considered a non-returnable item.







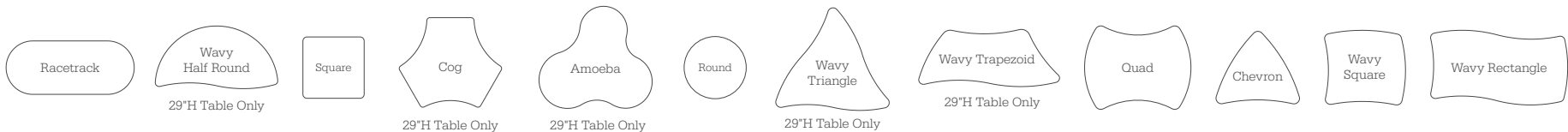



# akt<sup>TM</sup>

BY MOORECO

## AKT TABLES

To Thrive is to have all basic needs met, making happiness and success attainable. The Akt tables are ideally suited for secondary learners, higher education students, and the employees in the workforce. Made of durable 1-1/8" thick tops, the Akt table surface provides plenty of space for writing or planning, all on a unitized frame for improved structural strength and stability. Fixed height tops are 29"H, 36"H, and 42"H and are available with your choice of angled round or rectangular leg options.





PART NO.	DESCRIPTION
SD-AC29R-XXXX-XX	6024 Rectangle (29") (Rectangular Legs)

PART NO.	DESCRIPTION
SD-AC36R-XXXX-XX	6024 Rectangle (36") (Rectangular Legs)

PART NO.	DESCRIPTION
SD-AC42R-XXXX-XX	6024 Rectangle (42") (Rectangular Legs)






## AVID MODULAR DESK SYSTEM

The flexible and customizable design of the Avid Modular Desk System makes creating your ideal workspace a breeze. Choose from four basic top sizes, in standard or custom laminates, pedestals, and a pneumatic conference end. The Return Desk can also be assembled as either right or left-handed depending on your needs.

- Pedestals offer ample file and supply storage and include screw-on handles.
- Podium available to coordinate with your Avid Desk or stands alone.
- Add the pneumatic conference end for ergonomic conference space.

PART NO.	DESCRIPTION	SHIP WT.
91774-XXXX-XX	6030 Single Pedestal Desk	195 lbs
91775-XXXX-XX	6024 Single Pedestal Desk	180 lbs
91776-XXXX-XX	7230 Single Pedestal Desk	210 lbs
91777-XXXX-XX	7224 Single Pedestal Desk	195 lbs
91778-XXXX-XX	6030 Double Pedestal Desk	265 lbs
91779-XXXX-XX	6024 Double Pedestal Desk	250 lbs
91780-XXXX-XX	7230 Double Pedestal Desk	280 lbs
91781-XXXX-XX	7224 Double Pedestal Desk	265 lbs
91782-XXXX-XX	Return Desk	360 lbs
91783-XXXX-XX	Pneumatic Conference End	55 lbs
91784-XXXX-XX	Pedestal with Top	105 lbs
91785-XXXX-XX	Instructor Desk Right	150 lbs
91786-XXXX-XX	Instructor Desk Left	150 lbs
91198-XXXX-XX	Avid Podium	87 lbs



Return Desk

[VIEW MORE](#)






72"x30" Single Pedestal Desk

[VIEW MORE](#)








## NEW PORCELAIN STEEL TOP OPTIONS

A porcelain steel whiteboard top provides space for doodling, jotting down notes and ideas, and brainstorming. Surface accepts magnets for even more versatility. Legs include floor safe glides, or choose optional casters for easy pod configuration.

PART NO.	DESCRIPTION	DIMENSIONS	SHIP WT.
70524	Hierarchy Activity Table + Porcelain Steel Top, 6030 Rectangle (Black)	22" - 32"H x 60"W x 30"D	84 lbs
70526	Hierarchy Creator Table + Porcelain Steel Top, Wavy Rectangle (Black)	22" - 32"H x 58.8"W x 32.6"D	84 lbs
70529	Hierarchy Creator Desk + Porcelain Steel Top, Wavy Rectangle (Platinum)	22" - 32"H x 32.1"W x 21.4"D	50 lbs





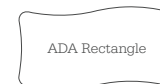


Hierarchy Creator ADA Desk + Half Round Top

[VIEW MORE](#)

## HIERARCHY CREATOR DESK

The Hierarchy Creator Desk system brings simplicity and functionality in a customizable package made to fit any classroom or study setting. Now available in several sizes to meet ADA requirements and accommodate different abilities and needs.



PART NO.	DESCRIPTION	DIMENSIONS	SHIP WT.
16X3AX-XXXX	Hierarchy Creator Desk - Square (ADA)	22" - 32"H x 40.6"W x 40.6"D	85 lbs
16X3BX-XXXX	Hierarchy Creator Desk - Triangle (ADA)	22" - 32"H x 39.3"W x 35.5"D	80 lbs
16X3CX-XXXX	Hierarchy Creator Desk - Rectangle (ADA)	22" - 32"H x 40.4"W x 21.5"D	55 lbs
16X3DX-XXXX	Hierarchy Creator Desk - Half Round (ADA)	22" - 32"H x 39.5"W x 21.9"D	55 lbs



Hierarchy Twister Table (Large)

[VIEW MORE](#)

## HIERARCHY TWISTER TABLES

Hierarchy Twister Tables add a bright spritz of creativity any classroom or study setting.

- Quick and easy assembly, numerous group configurations, height adjustability, and custom laminates.
- Legs are adjustable from 22" to 32"H in 1" increments. Or opt for youth height legs for adjustability from 12" to 18" to accommodate younger users. Standing height legs available for 27" to 42" height adjustment (platinum only until 2022).



Hierarchy Sail Desk

[VIEW MORE](#)

## HIERARCHY SAIL DESK

Join the Hierarchy Sail Desk together in a number of ways to fit your needs. The highly versatile table's ergonomic shape provides flexibility and workspace comfort.

- Allows easy left or right hand seating.
- Optional accessories include a set of two casters (standard or locking), a wire book box in black or chrome, and a pack hook that mounts easily for up to 50 lbs. of hanging storage.

PART NO.	DESCRIPTION	DIMENSIONS	SHIP WT.
17X3TX-XXXX	Hierarchy Twister Table (Large)	22" - 32"H x 71.7"W x 37.6"D	115 lbs
17X3UX-XXXX	Hierarchy Twister Table (Small)	22" - 32"H x 59.2"W x 31.7"D	85 lbs


PART NO.	DESCRIPTION	DIMENSIONS	SHIP WT.
1133AX-XXXX	Hierarchy Sail Desk	22" - 32"H x 31.8"W x 23.5"D	45 lbs





Hierarchy Shapes Desk  
with standing height  
legs set to 42"

[VIEW MORE](#)



Hierarchy Cloud 9 Desk

[VIEW MORE](#)

## STANDING HEIGHT HIERARCHY LEGS

All desks and tables with Hierarchy legs will be available with standing height legs (27" to 42") in July 2021. Standing height legs only available in platinum until 2022.

- Some students focus more while standing as blood circulation and breathing patterns shift from sitting to standing.
- Standing up promotes on-task behavior, enhanced attention, and heightened awareness.
- Standing workstations provide reduction in disruptive behavior and an increase in classroom engagements.



Hierarchy Boomerang Desk

[VIEW MORE](#)




Hierarchy CogNitiv Table

[VIEW MORE](#)








Indoor Lentil Round Lounger (Large)

[VIEW MORE](#)



Chana Lounge Chair

[VIEW MORE](#)

GINKGO

NAVY

JOCKEY RED

TUSCAN



## BEANIES BY MOORECO (INDOOR)

Featuring the same soft and comfortable interior cushioning used for our highest quality soft seating, these bean bag chairs come in multiple sizes and versions for both indoor and outside settings. Indoor styles feature an exterior of cozy microsuede. Available in select fabrics and multiple colors to suit any room with style. Beanies were designed with humans of all ages in mind, featuring a standard childproof zipper for hours of play and restoration.

- Choose from five indoor styles, including: Lima Lounger (two sizes available), Lentil Round Lounger (two sizes available), and the Pinto Pillow.
- Each Beanie includes a standard childproof zipper and is suitable for all ages.

PART NO.	DESCRIPTION	DIMENSIONS	SHIP WT.
58581-VX-XXXX	Indoor Lima Lounger (Small)	26"H x 46"W x 34"D	25 lbs
58580-VX-XXXX	Indoor Lima Lounger (Large)	36"H x 64"W x 47"D	65 lbs
58582-VX-XXXX	Indoor Lentil Round Lounger (Small)	16"H x 45"W x 45"D	20 lbs
58583-VX-XXXX	Indoor Lentil Round Lounger (Large)	40"H x 48"W x 58"D	65 lbs
58584-VX-XXXX	Indoor Pinto Pillow	15"H x 44"W x 64"D	25 lbs



Fava Lounge Chair + Outdoor Square Ottoman

[VIEW MORE](#)

## BEANIES BY MOORECO (OUTDOOR)

- Choose from five outdoor styles, including: Chana Lounge Chair, Fava Lounge Chair, square ottoman, round ottoman, or rectangle ottoman.
- 100% machine washable dual layer bean bag with removable insert.

PART NO.	DESCRIPTION	DIMENSIONS	SHIP WT.
58585-VX-XXXX	Outdoor Square Ottoman	17"H x 17"W x 17"D	5 lbs
58586-VX-XXXX	Outdoor Round Ottoman	17"H x 21"W x 21"D	5 lbs
58587-VX-XXXX	Outdoor Rectangle Ottoman	14"H x 26"W x 18"D	7 lbs
58588-VX-XXXX	Chana Lounge Chair	30"H x 36"W x 28"D	8 lbs
58589-VX-XXXX	Fava Lounge Chair	28"H x 26"W x 36"D	8 lbs





Dot (18") – Medium (15")

[VIEW MORE](#)

Dot (15") – Low (12")

[VIEW MORE](#)

## DOT ROCKING STOOL SOFT SEATING

Dot Rocking Stools come in two diameters (15" and 18") and in four heights: extra low (5"), low (12"), medium (15"), or high (18").

- Stacks for easy storage or use our new Dot Cart for mobile storage.
- Dot Rocking Stools are customizable with numerous fabric options!



[VIEW ALL CARDED FABRICS HERE](#)

PART NO.	DESCRIPTION	DIMENSIONS	SHIP WT.
97R105-VX	Dot (15") - XLow (5"H)	5"H x 15"W x 15"D	6 lbs
97R112VX	Dot (15") - Low (12"H)	12"H x 15"W x 15"D	8 lbs
97R115-VX	Dot (15") - Medium (15"H)	15"H x 15"W x 15"D	9 lbs
97R118-VX	Dot (15") - High (18"H)	18"H x 15"W x 15"D	10 lbs
96R105-VX	Dot (18") - XLow (5"H)	5"H x 18"W x 18"D	8 lbs
96R112VX	Dot (18") - Low (12"H)	12"H x 18"W x 18"D	10 lbs
96R115-VX	Dot (18") - Medium (15"H)	15"H x 18"W x 18"D	11 lbs
96R118-VX	Dot (18") - High (18"H)	18"H x 18"W x 18"D	12 lbs



Dot Cart Double (18 in)

[VIEW MORE](#)



Dot Cart Single (18 in)

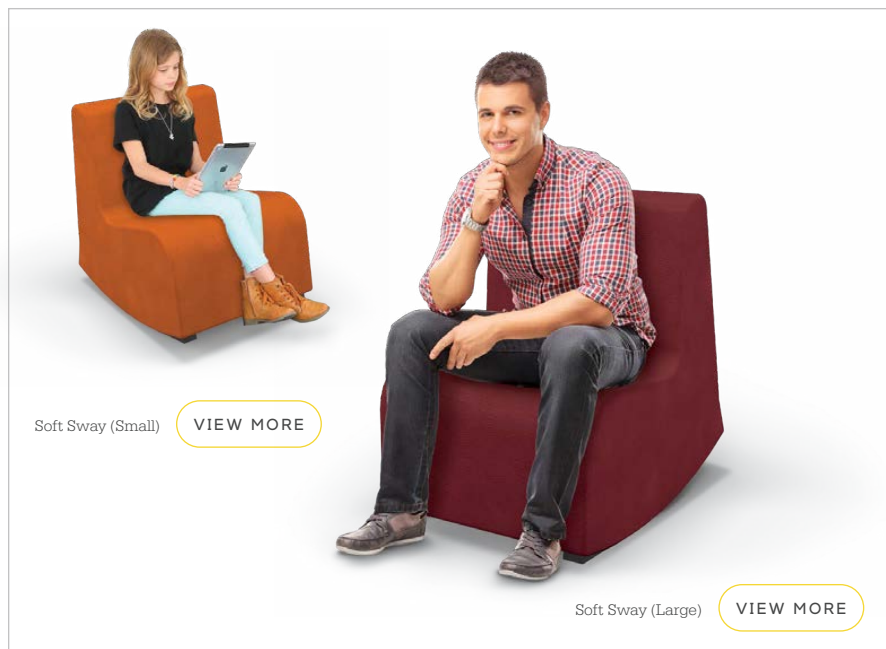
[VIEW MORE](#)

## DOT CART

Easily store Dots and seat pads to create more space throughout the room with our new Dot Carts. Single and double sizes available for 15" and 18" Dots. The single holds up to five Dots, while the double holds up to ten. Dot Carts are designed also to store seat pads.

- Available in four models, including double and single sizes for 15" and 18" stools.
- Comes in Gray Elm with matching edgeband.

PART NO.	DESCRIPTION	DIMENSIONS	SHIP WT.
20702	Dot Cart Single (15 in)	31.8"H x 17"W x 17"D	41 lbs
20703	Dot Cart Double (15 in)	31.8"H x 33"W x 17"D	61 lbs
20704	Dot Cart Single (18 in)	31.8"H x 20"W x 20"D	46 lbs
20705	Dot Cart Double (18 in)	31.8"H x 39"W x 20"D	70 lbs



## SOFT SWAY ROCKING CHAIR

The comfort your classroom or workspace has been missing, with features your floors will love. The Soft Sway Rocking Chair combines the gentle rhythm of a classic rocker with the cozy relaxation soft seating provides.

- Available in two sizes, small (26"H x 21"W x 26.5"D) and large (30.5"H x 22.5"W x 29"D).
- Your choice of fabrics through our graded-in fabric program (COM available on approval).

PART NO.	DESCRIPTION	DIMENSIONS	SHIP WT.
7000RC-VX	Soft Sway (Small)	26"H x 21"W x 26.5"	35 lbs
1000RC-VX	Soft Sway (Large)	30.5"H x 22.5"W x 29"	50 lbs

## SOFT SEATING SEAT PADS

Available in multiple sizes, the full-foam construction seat pads are ideal for use as floor cushions or extra padding on harder seats. Available in multiple sizes, including 3" and 5" thickness and 15" and 18" circumference. Easily stack multiple seat pads in the Dot Cart for accessible, mobile storage.

- Full foam mixed polyurethane construction for years of durable soft cushioning.
- Available in multiple sizes, including 3" and 5" thickness and 15" and 18" circumference.
- Choose from round or square pads.
- Easily stack multiple seat pads in the Dot Cart for accessible, mobile storage.
- SCS Indoor Advantage Gold Certified.



PART NO.	DESCRIPTION	DIMENSIONS	SHIP WT.
115R3-VX	Round Seat Pad (3' x 15")	3"H x 15"W x 15"D	3 lbs
115R5-VX	Round Seat Pad (5' x 15")	5"H x 15"W x 15"D	4 lbs
118R3-VX	Round Seat Pad (3' x 18")	3"H x 18"W x 18"D	4 lbs
118R5-VX	Round Seat Pad (5' x 18")	5"H x 18"W x 18"D	5 lbs

PART NO.	DESCRIPTION	DIMENSIONS	SHIP WT.
115S3-VX	Square Seat Pad (3' x 15")	3"H x 15"W x 15"D	3 lbs
115S5-VX	Square Seat Pad (5' x 15")	5"H x 15"W x 15"D	4 lbs
118S3-VX	Square Seat Pad (3' x 18")	3"H x 18"W x 18"D	4 lbs
118S5-VX	Square Seat Pad (5' x 18")	5"H x 18"W x 18"D	5 lbs





Elate Task Chair

[VIEW MORE](#)


## ELATE TASK CHAIR

Elate Task Chairs are a stylish and ergonomic option for maximizing comfort at your office place or classroom. This intuitive office chair features a revolutionary weight-sensitive tilt mechanism, allowing it to sense each user's body weight and recline accordingly. Adjust your task chair easily with six position backrest height options for optimal lumbar support, six position seat depth options, seven position armrest pads with forward and backward adjustment, and four position armrest pad adjustment from left to right.

- 21° back tilting angle with three locking positions.
- Intuitive weight sensitive tilt mechanism for easy reclining.
- Adjustable armrest for forward, back, and right to left positioning.
- Customize with our graded-in fabric program

[VIEW ALL CARDED FABRICS HERE](#)

PART NO.	DESCRIPTION	DIMENSIONS	SHIP WT.
56584-VX-XXXX	Elate Task Chair	39.5" - 41.5"H x 24.3"W x 24.3"D	51 lbs



Elate Guest Chair

[VIEW MORE](#)

## ELATE GUEST CHAIR

- Seat and back cushions consist of plywood and foam with upholstered fabric.
- Adjustable locking backrest has 2" height adjustment range for optimal support.
- Customize with our graded-in fabric program.

[VIEW ALL CARDED FABRICS HERE](#)

PART NO.	DESCRIPTION	DIMENSIONS	SHIP WT.
56585-VX-XXXX	Elate Guest Chair	35" - 40"H x 23.5"W x 23"D	62 lbs



i3CAMERA FHD

[VIEW MORE](#)

### i3CAMERA FHD

The i3CAMERA is a Full HD wide angle camera offering great sound quality and low light capacity on a flexible mount.

- Built-in 6 meter omnidirectional microphone.
- 120° wide angle lens.
- Compatibility: Plug and Play USB connectivity, Zoom®, Windows Hello, Hangouts, and others.

PART NO.	DESCRIPTION
VSV0010127	i3CAMERA FHD F1201



i3CAIR

[VIEW MORE](#)

### i3CAIR

Through ambient monitoring and data analytics, i3CAIR can improve the wellbeing, health and safety of your work environment or classroom with a real-time overview or the overall history of the indoor air quality with the Wellbeing Index.

PART NO.	DESCRIPTION
VSV0010192	i3CAIR Air Quality Monitor



i3CAMERA PRO

[VIEW MORE](#)



### i3CAMERA PRO

The i3CAMERA Pro 4K camera has a Wide Dynamic Range lens making it optimal for close-quarter meetings or hybrid classrooms.

PART NO.	DESCRIPTION
VSV0010149	i3CAMERA PRO





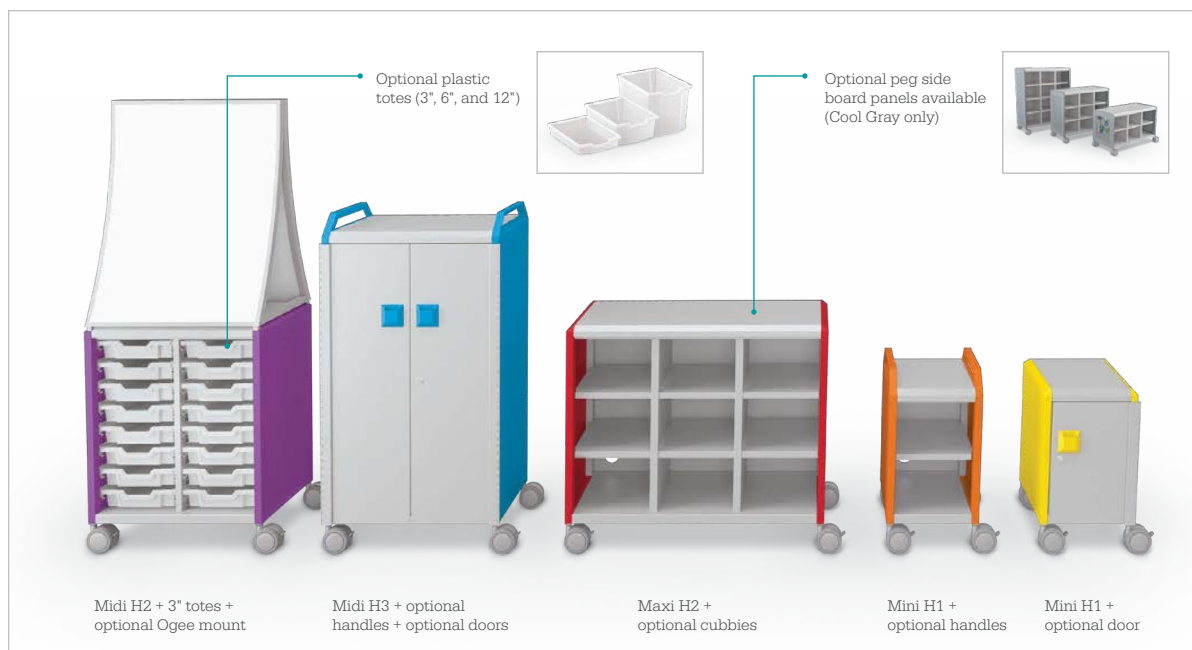
## COMPASS MAKERSPACE CABINETS AND TABLES

A comprehensive line of makerspace storage cabinets and tables that combines versatility and functionality, Compass fosters hands-on learning in a dynamic and engaging environment. True to the Mighty 8 design principles, Compass provides a makerspace with flexibility, ample workspace, and plenty of storage options for tools and supplies.



## COMPASS MAKERSPACE CABINETS

We created a series of cabinets with teachers and students in mind, allowing for space, movement, ample storage, and adaptability. Available in nine base sizes, the Compass cabinets are light and mobile, making them ideal for active teaching.



## COMPASS MAKERSPACE TABLES

Compass tables are designed to accommodate sketching, experimenting, building, and other facets of the creative process. Tables available with durable and scratch-resistant laminate tops, or you can upgrade to solid wood butcher block. Our tables are available in multiple heights and widths, allowing students to sit or stand while working.



[DOWNLOAD CATALOG](#)



42" Table + Butcher  
Block Top + Peg Side  
Panels and Shelves

[VIEW MORE](#)



36" Table +  
HPL Laminate

[VIEW MORE](#)



29" Table + Butcher Block  
Top + Peg Side Panels

[VIEW MORE](#)





## CONTÁCTANOS



**OfficeMart**  
#Sololosmejoresmuebles



MXL. (686) 558 7874  
TJN. (664) 689 2823  
ENS. (646) 144 6382



[ventas@oficemart.mx](mailto:ventas@oficemart.mx)



[oficemart.mx](http://oficemart.mx)



[OfficeMart](https://www.facebook.com/OfficeMart)